

# Who Influences China?

## Big Data Report on Chinese Think Tanks

2016



China Think Tank Big Data Evaluation Project  
School of Public Policy and Management, Tsinghua University



清华大学  
公共管理学院  
School of Public Policy & Management  
Tsinghua University

# Who Influences China?

## Big Data Report on Chinese Think Tanks

2016  
Xufeng Zhu

### Program members

Jing Zhao, Wanqu Han, Yang Jia, Mingshuai He, Guansheng Wu, Shuning Lu

### Acknowledgements

The authors are very grateful for advice and feedback from experts, including Guoqiang Li, Linbo Jing, Xiaolin Shi, Peng Yi, Wen Wang, Lili Wang, and Qiang Zhi. This project was technically supported by the Qingbo Big Data Corporation, China (Websites: <http://www.gsdata.cn>). This report was released at the “Second Think Tank Summit on New Economy” in January 2017 held by the Ali Research Institute. The authors would like to thank the National Funds for Distinguished Young Scientists of China (71625006) and the Tsinghua University Initiative Scientific Research Program (2016THZWLJ01) for their generous sponsorships for this report.

## Table of Contents

### I. Significance of think tank big data evaluation

1.1 Research background .....	2
1.2 Significance of think tank big data evaluation .....	4

### II. Method of think tank big data evaluation

2.1 Data source .....	5
2.2 Selection of data samples .....	6
2.3 Methods of data collection .....	7
2.4 Think tank big data index .....	9

### III. Report on the Evaluation of TTBI .....

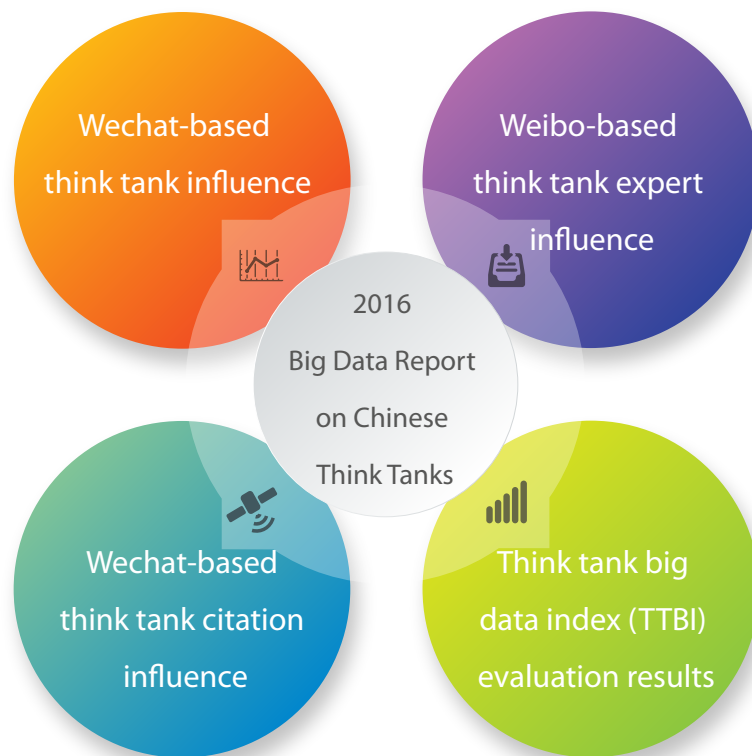
### IV. Outlook .....

The 2016 TTBI-WeChat Official Accounts .....	12
The 2016 TTBI-Weibo Experts .....	16
The 2016 TTBI-WeChat Citations .....	20
The 2016 TTBI-100 Ranking .....	24
Authors' Bio .....	28

## Foreword

The 2016 Big Data Report on Chinese Think Tanks is the first report by a Chinese academic research institute providing a comprehensive evaluation and ranking of think-tank-related activities through big data evaluation and social data resources. This report was spearheaded by Prof. Xufeng Zhu, Associate Dean of the School of Public Policy and Management in Tsinghua University, who is a leading expert on Chinese think tanks.

On the basis of big data analysis, this report provides a ranking index system for the activities and effects of think tanks and their experts in social media. The report involves three sub-indexes, namely, WeChat-based think tank influence, Weibo-based think tank expert influence, and WeChat-based think tank citation influence, and a comprehensive index, namely, think tank big data index (TTBI).




# I. Significance of think tank big data evaluation

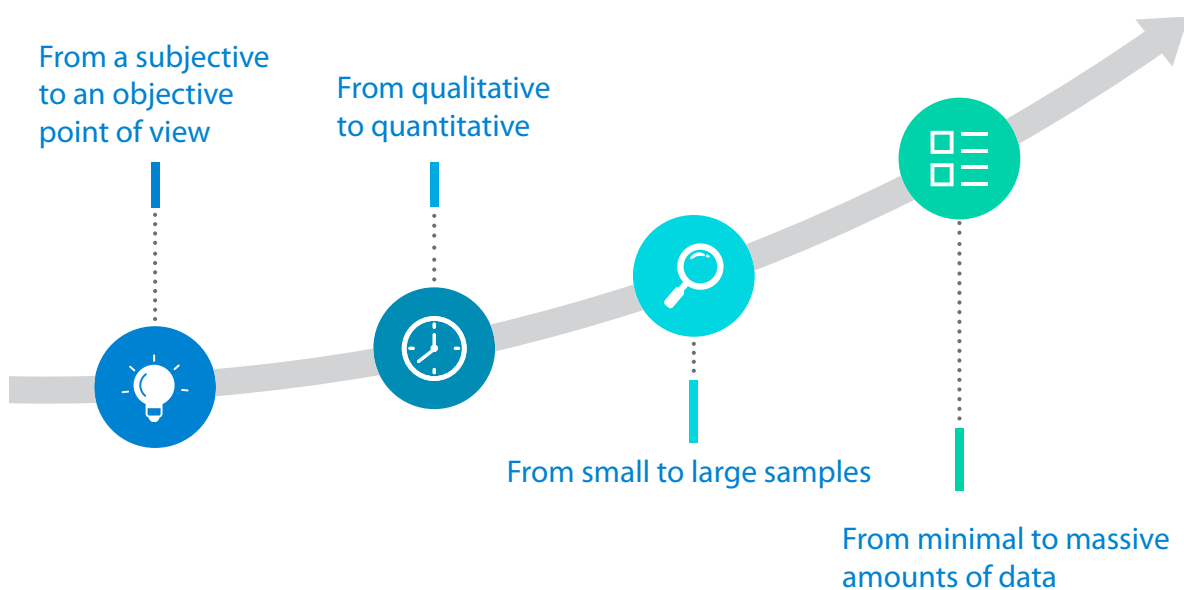
## 1.1 Research background

In 2013, the Third Plenary Session of the 18th Communist Party of China (CPC) Central Committee proposed the “construction of new-type think tanks with Chinese characteristics.” In January 2015, the General Offices of the CPC Central Committee and State Council jointly issued the Opinions on Strengthening the Construction of New-type Think Tanks with Chinese Characteristics (hereinafter referred to as the “Opinions of the Two General Offices”). The central government held a work conference on strengthening the construction of new-type think tanks with Chinese characteristics in December 2015 and announced the list of the first round of pilot high-end think tanks. Building a number of professional think tanks with international reputation and influence has become an important strategic measure to enhance scientific and democratic decision making, promote the modernization of the country’s governing system and capability, and strengthen China’s soft power.


Since then, think tanks have become a social highlight in China. The influence of think tanks on the government and society is worthy of research. Such research requires scholars to examine the diversified behaviors of think tanks and the mechanisms by which they exert influence. Thus, think tank evaluation and ranking have realistic significance. Such an evaluation will help in understanding the overall development of think tanks and issuing policies that support their development. This evaluation will also help the think tank industry establish a standard and code of conduct. It can be applied by think tanks to identify deficiencies and targets amid competition and learning and contribute to the establishment of certain think tanks in the government, foundations, media, academia, and the public.



The academia has introduced various methods of observing and evaluating the behaviors of think tanks. These methods include distributing questionnaires to relevant groups for subjective nomination and evaluation and to think tanks themselves for objective data evaluation as well as collective analysis of the public behaviors of think tanks to achieve a large-sample evaluation. The methods of measuring and evaluating the influence of think tanks have exhibited a transition from a subjective to an objective point of view, from qualitative to quantitative, from small to large samples, and from minimal to massive amounts of data. This transition trend is due to the fact that the combination of social science and modern information technology has been widely applied, and the emergence of social networks based on new media has significantly changed the political ecology of modern countries. To promote their own influence, think tanks actively embrace the new communication platforms to affect policies. Therefore, think tank evaluations need to follow the pace of political and social developments, and new methods to obtain data on think tanks should be developed. An example of such methods is to track data from a large number of disordered traces of think tanks and experts in social media and explore the “big data evaluation method” for the influence of think tanks.



Methods of measuring and evaluating the influence of think tanks



## 1.2 Significance of think tank big data evaluation

New social media platforms, such as WeChat, Weibo, and News APPs, provide traces of new activities of think tanks. However, capturing information on WeChat, Weibo, and News Apps through a “traditional” Internet search is difficult. Special methods must be used to capture, obtain, and analyze data on the activities of think tanks in social media.

Think tank big data evaluation refers to the backtracking, tracking, extraction, and analysis of data from a large number of disordered traces of think tanks and experts in social media to conduct an objective evaluation of the influence of think tanks. Big data evaluation is objective, unbiased, conducted in real time, and based on a large sample. Massive amounts of data can provide relatively objective and unbiased information resources, and constantly updated data sources can offer real-time large-sample data resources. The present study covers data on Weibo, WeChat, and News Apps by using the big data evaluation method to evaluate the daily behaviors of think tanks in new media platforms.

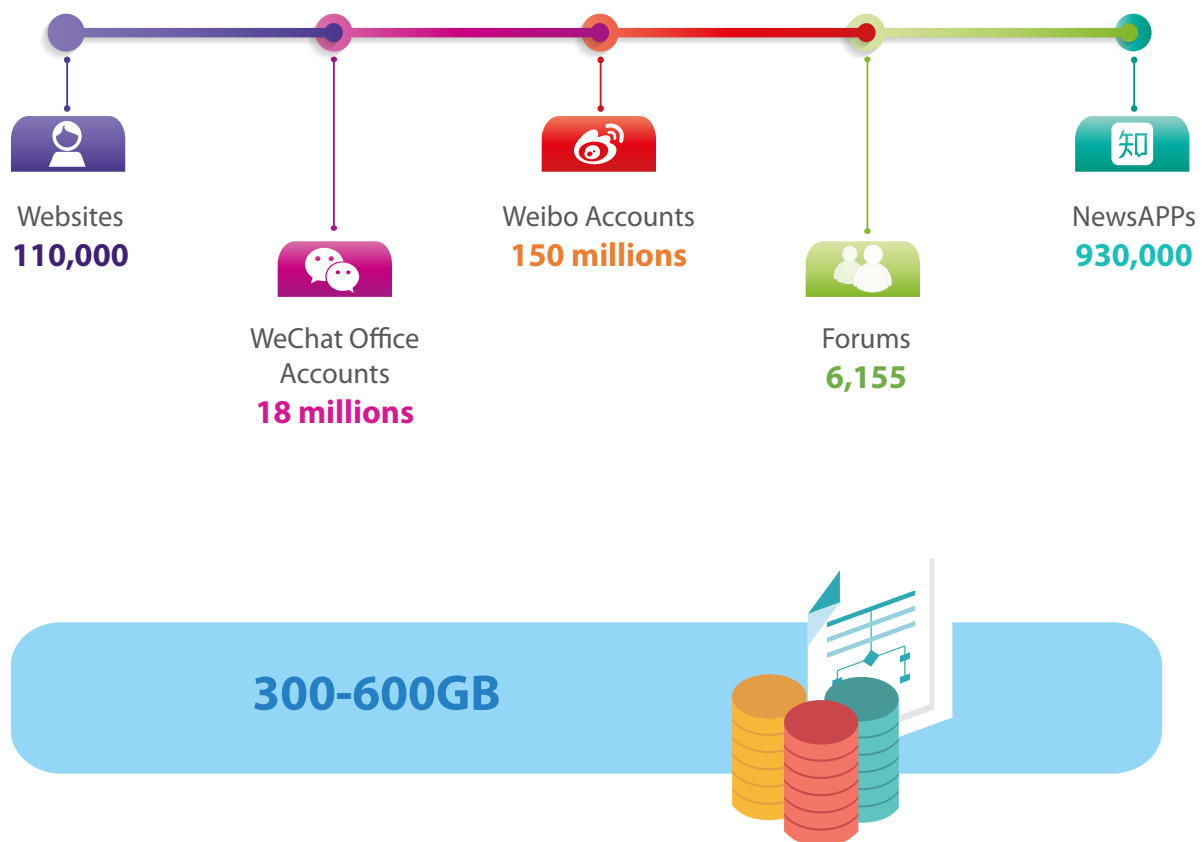
With this preliminary exploration of think tank big data evaluation, we could identify a possible means to conduct a comprehensive dynamic analysis of think tank behavior, achieve a frequent release of big data evaluation indexes on the basis of think tank products, encourage think tanks to provide high-quality reports, and contribute to the government’s public decision making.

## II. Method of think tank big data evaluation

### 2.1 Data source

The data extraction process in this study obtained support from [www.gsdata.cn](http://www.gsdata.cn). The data were from a big data platform containing 110,000 websites, 18 million active WeChat accounts, 150 million active Weibo accounts, 6,155 online forums, and 930,000 News Apps. The research team initially gathered data from these platforms and worked on exact matching and data selection.

The big data platform is a database updated in real time. The database is supported by 500 Alibaba cloud servers. A total of 300–600 GB of data are captured and stored in this data resource daily.





## 2.2 Selection of data samples

From existing databases for the evaluation of a list of think tanks, we selected 510 think tanks and divided them into seven major categories according to the Opinions of the Two General Offices. The majority of the 510 think tanks are officially recognized and mainly engaged in policy research, and the minority is semi-official or social organizations that play certain roles of think tanks. Among them, 218 are university-based think tanks, 102 are enterprise-based and society-backed think tanks, 38 are party-based or administration schools, 46 are affiliated with academies of social sciences, 101 are sponsored by the party and government agencies, 2 are army-based, and 5 are research institutions-based.



## 2.3 Methods of data collection

We used the full names of the 510 think tanks and the abbreviations of the types of think tanks as keywords, conducted initial data capturing and batch collection on WeChat and SinaWeibo, built a basic database, and performed data cleansing and accurate matching. Afterward, we obtained data on the traces of the official accounts of think tanks and experts on WeChat and Weibo. The data were collected from January 1, 2016, to November 20, 2016.

### (1) Identification of official accounts on WeChat and information acquisition

We identified 149 valid WeChat official accounts of think tanks from 18 million WeChat accounts and acquired all information on their account and articles; 39,000 articles were read 78.61 million times with 379,000 likes.

We collected all information on the articles of the 149 accounts and identified data, such as the maximum amount of reading, maximum amount of likes, and first-published articles.

### (2) Collection of data on think tanks in all active WeChat-based official accounts

From the 18 million articles of the active WeChat-based official accounts published in a year, we collected 3.84 million articles from the 510 think tanks we referred to (370 MB of data). We also extracted the data field, number of reading, number of likes, article location, original information, and so on from these articles.



#### 149 WeChat-based official accounts

Identified 149 effective official accounts and collected their information and articles. A total of 39,000 articles were read for 78.61 million times.



#### 510 WeChat-based think tanks citation

Collected all articles and relevant data fields from active WeChat accounts that refer to the 510 think tanks. Acquired 3.84 million articles and 370 MB of data and extracted the data field, number of reading, number of likes, article location, and original information, and so on from these articles.

### (3) Identification of experts from think tanks on Weibo and information acquisition

We extracted 4,516 real-name users via fuzzy recognition from the 150 million Weibo accounts monitored in real time and accurately matched them with the 529 experts from 143 think tanks on Weibo. These think tank experts have 64.58 million followers and have published 1.72 million articles.

We collected the data field of the individual accounts and all posts and articles of the 529 experts on Weibo and obtained up to 30 MB of data, including 151,000 micro-blogs, 2.66 million re-posts, 1.91 million likes, and 1.09 million comments.



#### **4514 Weibo-based identified expert accounts**

Extracted 4,516 real-name users via fuzzy recognition with tags indicating that they are from think tanks. Accurately matched the experts from 143 think tanks with 529 experts on Weibo. These think tank experts have 64.58 million followers and have published 1.72 million articles.



#### **529 Weibo-based expert accounts**

Collected data on the individual accounts and all posts and articles of the 529 experts on Weibo and obtained up to 30 MB of data, including 151,000 micro-blogs, 2.66 re-posts, 1.91 million likes, and 1.09 million comments.

## 2.4 Think tank big data index

The think tank big data index (TTBI) includes three first-level indicators: WeChat-based think tank influence, Weibo-based think tank expert influence, and WeChat-based think tank citation influence. Each first-level indicator has several second-level indicators.

The WeChat-based think tank influence indicator has the following secondary indicators: all articles published in a year, time of reading of all articles in a year, likes of all the articles in a year, frequency of publishing articles, and capacity of the articles published by the official accounts.

The Weibo-based think tank expert influence indicator has the following secondary indicators: total number of fans, number of posts released by an expert in a year, number of re-posting articles released by an expert in a year, proportion of comments on all articles released by an expert in a year, proportion of likes for all articles released by an expert in a year, and proportion of the reposts for all articles released by an expert in a year.

The WeChat-based think tank citation influence indicator (information on the reference of all articles on WeChat to certain think tanks and the impact of these articles) has the following secondary indicators: total number of articles referring to the think tank from active official accounts on WeChat, times of reading of the articles referring to the think tank from active official accounts on WeChat, total number of likes for articles referring to the think tank from active official accounts on WeChat, and importance of the articles' location in WeChat.

Finally, we designed an index system, standardized and weighted the data, and acquired the TTBI for each think tank. The weightings of the secondary indicators are shown in Figure 1.

Frist-level indicators	Second-level indicators	Weight	Logarithm	Standardized
WeChat-based think tank influence index, 33.33%	"Released articles": All articles published in a year	10%	√	√
	"Views": Time of reading of all articles in a year	20%	√	√
	"Likes" : Likes of all articles in a year	20%	√	√
	"Released articles" frequency : Frequency of publishing articles (N/365; one group per day at most)	10%		√
	"Released articles" volume : Capacity of the articles published by the official accounts (number of articles/8; eight articles per group at most)	10%	√	√
	"Headlines likes" ratio : Proportion of likes for the first article (number of likes for the first article/time of reading for the first article)	30%		√
Weibo-based think tank expert influence index, 33.33%	History fans numbers	40%	√	√
	"Weibo posts": Number of posts released by an expert in a year	10%	√	√
	"Share" : Number of re-posting the articles released by an expert in a year	20%	√	√
	"Comments" ratio : Proportion of comments on all articles released by an expert in a year	10%		√
	"Likes" ratio : Proportion of likes for all articles released by an expert in a year	10%		√
	"Share" ratio : Proportion of reposts for all articles released by an expert in a year	10%		√
WeChat-based think tank citation influence index, 33.33%	"Citation article" : Total number of articles referring to the think tank from active official accounts on WeChat	40%	√	√
	"Views": Time of reading of the articles referring to the think tank from active official accounts on WeChat	20%	√	√
	"Likes": Total number of likes for articles referring to the think tank from active official accounts on WeChat	20%	√	√
	"Position" importance : Importance of the location of the articles referring to the think tank from active official accounts on WeChat (location in the eight articles)	20%	√	√

Figure 1. Index system for the evaluation of think tank big data

### III. Report on the Evaluation of TTBI

The ranking of top think tanks in terms of WeChat-based think tank influence (Table 1) is as follows: Center for China and Globalization, China Finance 40 Forum, China Index Academy, Chinese Cities and Small Towns Reform and Development Center China, Development Research Center of the State Council, Henan Academy of Social Sciences, Liaowang Institute, Pangoal Institution, Phoenix International Institute, Shanghai State Owned Capital Operation Research Institute.

The top 10 think tanks in terms of Weibo-based think tank expert influence (Table 2) are as follows: China Association for Science and Technology, China Soft Science Research Institute, China Strategy Culture Promotion Association, China Youth and Children Research Center, Chinese Academy of Sciences, Chinese Academy of Social Sciences, Chongyang Institute for Financial Studies of Renmin University, Research Center International Monetary Institute of Renmin University, Pangoal Institution, Unirule Institute of Economics. The ranking in terms of WeChat-based think tank influence differs greatly from that in terms of Weibo-based think tank expert influence.

The top 10 think tanks in terms of WeChat-based think tank citation influence (Table 3) are as follows: Baidu Data Research Center, China Association for Science and Technology, China Center for Economic Research(CCER) of Peking University, China Finance 40 Forum, China Index Academy, Chinese Academy of Personnel Science, Chinese Economists 50 Forum, Financial Research Institute of the people’s Bank of China, National School of Development of Peking University, PBOC Research Bureau and The views from economy-, finance-, and economics-related think tanks were constantly referred to by active official accounts on WeChat.

The top 10 think tanks in terms of TTBI are as follows: CBN Research Institute, Center for China and Globalization, Party School of the Central Committee of CPC, China Association for Science and Technology, China Center for Information Industry Development, China Finance 40 Forum, Chinese Academy of Social Sciences, Chongyang Institute for Financial Studies of Renmin University, Liaowang Institute, Pangoal Institution and the top 100 influential think tanks are presented in Table 4.



## IV. Outlook

Evaluating think tanks based on big data breaks the technical bottlenecks of objective evaluation and provides a new dimension to recognize the construction and operation of think tanks. This evaluation can also track public opinions in real time to provide a reference for governmental decision making.

The influence of big data on think tanks does not equal the overall policy influence of think tanks. Only within a transparent decision-making system can the influence of think tanks be evaluated accurately. Therefore, the desire to establish an open and transparent governmental decision-making system fundamentally drives the exploration for a comprehensive evaluation of the influence of think tanks.



# The 2016 TTBI-WeChat Official Accounts

Table 1

Alphabetically sorted by think tanks at the same level

Rating	Think tank name	Think tank type	Index	Released Articles	Views	Likes	"Released articles" frequency	"Released articles" volume	"Headlines likes" ratio
A++	Center for China and Globalization(CCG)	Enterprise and social think-tanks	56.88	1564	719771	5251	0.9569	5.0289	0.6849
A++	China Finance 40 Forum (CF40)	Enterprise and social think-tanks	52.21	800	1605274	5469	0.8923	2.7586	0.3056
A++	China Index Academy	Enterprise and social think-tanks	51.7	933	899300	3019	0.9138	3.1414	0.3446
A++	Chinese Cities and Small Towns Reform and Development Center	Party and government agency think-tanks	61.96	1811	3826091	17157	0.9908	5.6242	0.3998
A++	Development Research Center of the State Council (DRC)	Party and government agency think-tanks	54.5	1313	587545	4411	0.8492	4.7572	0.601
A++	Henan Academy of Social Sciences	Academy of social sciences think-tanks	53.75	2030	87280	908	0.9754	6.4038	0.9882
A++	Liaowang Institute	Party and government agency think-tanks	66.59	1360	50684804	198371	0.7077	5.913	0.4747
A++	Pangao Institution	Enterprise and social think-tanks	54.94	1262	769699	4753	0.9723	3.9937	0.5024
A++	Phoenix International Institute	Enterprise and social think-tanks	58.97	987	6249675	32520	0.9354	3.2467	0.5324
A++	Shanghai State Owned Capital Operation Research Institute	Enterprise and social think-tanks	51.71	1034	699848	2759	0.8462	3.76	0.3112
A+	1000 thinktank	Enterprise and social think-tanks	48.8	698	374431	2488	0.9723	2.2089	0.6296
A+	CBN Research Institute	Enterprise and social think-tanks	51.53	1177	162041	1830	0.6492	5.5782	1.5631
A+	China Association for Science and Technology	Research Institute think-tanks	47.64	869	141099	1393	0.4985	5.3642	0.8439
A+	China Center for Information Industry Development	Party and government agency think-tanks	48.25	1060	165834	842	0.8677	3.7589	0.4336
A+	Chongyong Institute for Financial Studies, Renmin University (RDCY)	University think-tanks	51.46	939	703017	3684	0.7569	3.8171	0.4691
A+	Enfodesk	Enterprise and social think-tanks	51.6	643	1837673	6539	0.9846	2.0094	0.3226
A+	Friends of Nature	Enterprise and social think-tanks	48.58	540	501127	6337	0.5846	2.8421	1.1761
A+	Gassroots think tank	Enterprise and social think-tanks	50.62	512	719268	9044	1	1.5754	1.1271
A+	Guizhou Academy of Social Sciences	Academy of social sciences think-tanks	48.3	354	10940	919	0.3662	2.9748	8.672
A+	The Charhar Institute	Enterprise and social think-tanks	49.9	869	231437	2658	0.7323	3.6513	1.2536
A	21th Century Education Research Institute	Enterprise and social think-tanks	37.56	187	152032	1597	0.4338	1.3262	1.0481
A	Academy of Macroeconomic of National Development and Reform Commission	Party and government agency think-tanks	37.22	112	77457	1845	0.1538	2.24	2.0362
A	All Research	Enterprise and social think-tanks	47.52	397	1596306	6662	0.7723	1.5817	0.4142
A	Anhui Academy of Social Sciences	Academy of social sciences think-tanks	37.27	249	2976	168	0.2277	3.3649	4.9438

Rating	Think tank name	Think tank type	Index	Released Articles	Views	Likes	"Released articles" frequency	"Released articles" volume	"Headlines likes" ratio
A	Central Compilation and Translation Bureau	Party and government agency think-tanks	44.81	365	337732	4136	0.4277	2.6259	1.2349
A	Central Party School of the Central Committee of CPC	Party or administration school think-tanks	43.47	246	479285	6457	0.5077	1.4909	1.3241
A	China Academy of Urban Planning and Design	Party and government agency think-tanks	40.14	205	203583	1404	0.1723	3.6607	0.7492
A	China Association of Social Security	Enterprise and social think-tanks	44.62	472	220525	2010	0.7323	1.9832	0.948
A	China Institute of International Studies (CIIIS)	Party and government agency think-tanks	41.19	386	43633	946	0.3938	3.0156	1.956
A	China Institute of Strategy and Management	Enterprise and social think-tanks	37.94	260	130115	769	0.6738	1.1872	0.5821
A	China Philanthropy Research Institute	University think-tanks	37.45	251	59627	732	0.3631	2.1271	1.3506
A	China Real Estate Data Academy	Enterprise and social think-tanks	40.3	515	110132	356	0.5354	2.9598	0.3359
A	China Real Estate Research Association	Enterprise and social think-tanks	38.12	352	59564	241	0.2185	4.9577	0.2956
A	China Rural Research Institute, Huazhong Normal University	University think-tanks	39.18	161	92251	2497	0.4646	1.0662	2.7287
A	Chinese Academy of Social Science (CASS)	Academy of social sciences think-tanks	37.63	173	309125	1824	0.4462	1.1931	0.5817
A	Development Research Center of Anhui Province	Party and government agency think-tanks	40.56	287	3012	257	0.5415	1.6307	7.1146
A	Development Research Center of Inner Mongolia	Party and government agency think-tanks	42.29	197	9572	436	0.1138	5.3243	5.3347
A	Development Research Center of the Ministry of Water Resources	Party and government agency think-tanks	43.24	289	464382	2836	0.8462	1.0509	0.6136
A	Forecast Thinktank	Enterprise and social think-tanks	43.62	502	222243	1334	0.6831	2.2613	0.5163
A	Hunan Academy of Social Sciences	Academy of social sciences think-tanks	42.85	598	65663	632	0.4092	4.4962	0.934
A	Knowfar Institute for Strategic and Defence Studies	Enterprise and social think-tanks	44.34	422	445341	2497	0.6	2.1641	0.5767
A	National Academy of Development and Strategy, Renmin University	University think-tanks	41.71	435	129023	989	0.4554	2.9392	0.7794
A	One Belt One Road 100	Enterprise and social think-tanks	47.42	773	233833	1496	0.8123	2.928	0.6283
A	Party School of Gansu Provincial Party committee of China	Party or administration school think-tanks	43.2	525	106280	1080	0.4646	3.4768	0.9549
A	Party School of Ningxia Party committee of China	Party or administration school think-tanks	43.29	250	37635	1697	0.2677	2.8736	4.4649
A	Research Center for Port Development, Dalian University of Technology	University think-tanks	45.16	6	179	27	0.0062	3	21.1765
A	Research Institute of Chinese Village Culture, Hunan University	University think-tanks	37.67	194	25555	839	0.2523	2.3659	2.8191
A	Research Institute of Borui Industrial Development, Fudan University	University think-tanks	39.23	359	85680	671	0.5569	1.9834	0.8562



Rating	Think tank name	Think tank type	Index	Released Articles	Views	Likes	"Released articles" frequency	"Released articles" volume	"Headlines likes" ratio
A	Shandong Academy of Social Sciences	Academy of social sciences think-tanks	42.7	1085	23685	129	0.56	5.9615	0.6376
A	The Wang Yanan Institute for Studies in Economics, Xiamen University	University think-tanks	38.51	285	113392	887	0.5385	1.6286	0.8163
A-	Academy of Finance Research, Zhejiang University	University think-tanks	36.02	276	25007	385	0.5569	1.5249	1.5866
A-	Beijing Academy of Social Sciences	Academy of social sciences think-tanks	34.07	132	7058	226	0.0985	4.125	2.2561
A-	BIM	Enterprise and social think-tanks	28.4	63	77485	393	0.1908	1.0161	0.5078
A-	Brookings-Tsinghua Center for Public Policy (BTC)	University think-tanks	34.18	177	77899	558	0.3785	1.439	0.7114
A-	CCP	Enterprise and social think-tanks	35.47	303	11178	186	0.3169	2.9417	1.9981
A-	Center for American Studies, Fudan University	University think-tanks	28.68	45	11570	321	0.0923	1.5	2.6392
A-	Center for China in the World Economy, Tsinghua University	University think-tanks	31.39	117	30921	245	0.1477	2.4375	0.8
A-	Center for Chinese Entrepreneur Studies (CCES), Tsinghua University	University think-tanks	25.26	44	9217	170	0.1138	1.1892	1.7632
A-	Center for Energy & Environmental Policy Research of Beijing Institute of Technology (CEEP-BIT)	University think-tanks	26.85	64	7722	82	0.0769	2.56	1.136
A-	Center for Industrial Development and Environmental Governance (CIDEIG), Tsinghua University	University think-tanks	35.68	228	57576	570	0.4308	1.6286	0.9813
A-	Center for Public Affairs and Local Governance, Nanjing University	University think-tanks	25.35	38	20367	183	0.0862	1.3571	0.9413
A-	China Center for International Economic Exchanges (CCIEE)	Enterprise and social think-tanks	26.61	41	11784	102	0.0462	2.7333	0.7461
A-	China Development Institute	Enterprise and social think-tanks	36.39	195	65135	928	0.3877	1.5476	1.4459
A-	China Economic Monitoring and Analysis Center (CEMAC)	Party and government agency think-tanks	37.03	211	107952	801	0.2769	2.3444	0.8211
A-	China Executive Leadership Academy Yan'an	Party or administration school think-tanks	30.16	99	10811	212	0.1631	1.8679	2.1429
A-	China Institutes of contemporary Institutional relations (CICIR)	Party and government agency think-tanks	28.86	53	34482	559	0.1631	1	1.6211
A-	China Modern City Research Center, East China Normal University	University think-tanks	28.14	56	23209	399	0.1692	1.0182	1.7265
A-	Chinese Academy for Environmental Planning of the State Environmental Protection Administration (CAEP, SEPA)	Party and government agency think-tanks	25.62	61	29609	129	0.1477	1.2708	0.4444
A-	Chinese Academy of Press and Publication	Party and government agency think-tanks	30.22	96	16952	224	0.1323	2.2326	1.3027
A-	Development Research Center of Henan Province	Party and government agency think-tanks	27.63	60	6539	141	0.0923	2	2.1008
A-	Furee Think-Tank	Enterprise and social think-tanks	37.14	168	18332	362	0.1292	4	2.629
A-	German Research Center, Tongji University	University think-tanks	36.53	272	50401	241	0.2123	3.942	0.6622
A-	GRANDVIEW	Enterprise and social think-tanks	29.87	89	23212	377	0.2277	1.2027	1.6278
A-	Guangdong Academy of Social Sciences	Academy of social sciences think-tanks	30.62	76	1422	37	0.0462	5.0667	3.4632

Rating	Think tank name	Think tank type	Index	Released Articles	Views	Likes	"Released articles" frequency	"Released articles" volume	"Headlines likes" ratio
A-	Hongfan Institute of Legal and Economic Studies	Enterprise and social think-tanks	25.94	56	20903	194	0.16	1.0769	1.0164
A-	Institute of Education, Xiamen University	University think-tanks	33.4	35	9145	618	0.1046	1.0294	6.7477
A-	Institute of Financial Studies, Southwestern University of Finance and Economics	University think-tanks	36.73	148	63446	1470	0.3138	1.451	2.2106
A-	Institute of Guangdong, Hongkong and Macao Development Studies, Sun Yat-sen University	University think-tanks	27.55	80	13025	175	0.1692	1.4545	1.3711
A-	Institute of Industrial Economics of Chinese Academy of Social Sciences	Academy of social sciences think-tanks	31.14	154	9293	115	0.1538	3.08	1.3736
A-	Institute of International and Strategic Studies(ISS), Peking University	University think-tanks	33.28	132	30900	349	0.1538	2.64	1.2455
A-	Institute of Public Policy, Zhejiang University	University think-tanks	32.75	193	26321	274	0.3415	1.7387	1.0984
A-	Institute of State Governance, Sun Yat-sen University	University think-tanks	33.27	144	56677	574	0.3077	1.44	1.0577
A-	Jiangsu Academy of Social Sciences	Academy of social sciences think-tanks	34.22	170	12641	193	0.1477	3.5417	2.0207
A-	Jiangxi Academy of Social Sciences	Academy of social sciences think-tanks	32.8	249	6760	104	0.2308	3.32	1.5926
A-	Middle China Development Institute of Henan University	University think-tanks	30.22	130	11070	190	0.2246	1.7808	1.7273
A-	National Institute of Metrology of China	Party and government agency think-tanks	28.99	69	26822	290	0.1262	1.6829	1.103
A-	Party School of Anhui Provincial Party committee of China	Party or administration school think-tanks	29.91	34	9459	413	0.0831	1.2593	4.3163
A-	Party School of Chongqing Municipal Party committee of China	Party or administration school think-tanks	37.18	322	23006	368	0.3569	2.7759	1.6192
A-	Party School of Guangdong Provincial Party committee of China	Party or administration school think-tanks	36.18	199	24489	622	0.2985	2.0515	2.3312
A-	Party School of Henan Provincial Party committee of China	Party or administration school think-tanks	29.52	116	35289	188	0.2062	1.7313	0.4982
A-	Party School of Jiangsu Provincial Party committee of China	Party or administration school think-tanks	34.56	84	61787	1626	0.2431	1.0633	2.6254
A-	Party School of Shaanxi Provincial Party committee of China	Party or administration school think-tanks	31.69	62	4274	72	0.0338	5.6364	2.2425
A-	Peking University Fiscal Law Research Center	University think-tanks	33.61	181	36508	196	0.1692	3.2909	0.6488
A-	Research Center on Religion and the National Security of China, Fudan university	University think-tanks	26.51	36	25018	376	0.1108	1	1.5029
A-	Shanghai Institute for National Economy	University think-tanks	32.55	159	47009	398	0.3538	1.3826	0.8443
A-	Shanghai Institutes for International Studies (SIS)	Party and government agency think-tanks	32.92	115	19291	421	0.1631	2.1698	2.0485
A-	SIFL Institute	Enterprise and social think-tanks	34.57	180	96355	583	0.5169	1.0714	0.6125
A-	South Nongovernmental Think-tank	Enterprise and social think-tanks	29.91	259	47999	41	0.2431	3.2785	0.8628
A-	Institute of International Law, Wuhan University	University think-tanks	35.7	194	65587	602	0.2554	2.3373	0.9427
A-	Zijin Media Think Tank	Enterprise and social think-tanks	32.59	112	77461	759	0.3108	1.1089	0.9969

Note:

1. "Released articles" frequency= Released articles/ days (each think tank could release only once article or one volume article in each day)
2. "Released articles" volume= Released articles/8 (one volume article has 8 articles maximum)
3. "Headlines likes" ratio= "Headlines likes" / "Headlines views"

# The 2016 TTBI-Weibo Experts

Alphabetically sorted by think tanks at the same level

Table 2

Rating	Think tank name	Think tank type	Index	History Fans	Weibo posts in a year	Share	"Comments" ratio	"Likes" ratio	"Share" ratio
A++	China Association for Science and Technology	Research institute think-tanks	67.18	1294805	1329	154225	91.07	173.34	116.05
A++	China Soft Science Research Institute	Enterprise and social think-tanks	62.36	711761	94	8561	158.72	300.26	91.07
A++	China Strategy Culture Promotion Association	Enterprise and social think-tanks	70.08	511232	58	12955	215.64	472.76	223.36
A++	China Youth and Children Research Center	Party and government agency think-tanks	58.8	5290420	417	8674	0.14	33.37	20.8
A++	Chinese Academy of Sciences	Research institute think-tanks	71.09	7080914	49511	1081030	8.03	12	21.83
A++	Chinese Academy of Social Science (CASS)	Academy of social sciences think-tanks	66.32	3767672	16530	352243	8.8	18.22	21.32
A++	Chongyang Institute for Financial Studies, Renmin University (RDCY)	University think-tanks	61.04	1810191	5060	115829	7.32	21.82	22.89
A++	International Monetary Institution, Renmin University	University think-tanks	77.33	2889380	173	40136	156.58	476.79	232
A++	Pangoal Institution	Enterprise and social think-tanks	61.2	6685837	853	12165	19.4	31.61	14.26
A++	Unirule Institute of Economics	Enterprise and social think-tanks	87.85	2749684	220	80351	306.93	525.43	365.23
A+	21th Century Education Research Institute	Enterprise and social think-tanks	51.6	2227637	89	1666	4.88	12.92	18.72
A+	CBN Research Institute	Enterprise and social think-tanks	54.07	5062945	20	419	0	167.5	20.95
A+	Central Party School of the Central Committee of C.P.C	Party or administration school think-tanks	57.87	962283	3366	92715	5.98	6.75	27.54
A+	China Society of Economic Reform	Enterprise and social think-tanks	54.74	182656	1972	156711	29.94	27.22	79.47
A+	Chinese Academy of Engineering	Research institute think-tanks	53.05	827824	14	2391	12.14	105.14	170.79
A+	Chinese Academy of Management Science	Enterprise and social think-tanks	57.02	1091991	13729	30224	0.4	0.79	2.2
A+	Financial Research Center, Fudan University	University think-tanks	57.36	341962	105	11261	120.62	192.29	107.25
A+	PLA National Defence University	Army think-tanks	54.59	93481	415	56021	78.97	135.96	134.99
A+	Shanghai Academy of Social Sciences	Academy of social sciences think-tanks	54.15	215352	9141	180852	4.95	8.59	19.78
A+	SIFL Institute	Enterprise and social think-tanks	51.31	148510	2414	88489	12.2	11.64	36.66
A	Beijing Academy of Social Sciences	Academy of social sciences think-tanks	51.16	689424	577	7249	10.1	10.32	12.56
A	Cathay Institute for Public Affairs	Enterprise and social think-tanks	37.63	71367	181	591	0.46	4.06	3.27
A	Center for China and Globalization (CCG)	Enterprise and social think-tanks	48.29	1571647	498	240	0.94	1.2	0.48
A	Central Compilation and Translation Bureau	Party and government agency think-tanks	40.75	73892	555	2336	0.85	1.3	4.21

Rating	Think tank name	Think tank type	Index	History Fans	Weibo posts in a year	Share	"Comments" ratio	"Likes" ratio	"Share" ratio
A	China Academy of Urban Planning and Design	Party and government agency think-tanks	37.19	48789	475	637	1.29	1.97	1.34
A	China Association of Development Strategy Studies	Enterprise and social think-tanks	41.84	114620	110	2606	6.71	7.55	23.69
A	China Association of Employment Promotion	Enterprise and social think-tanks	49.58	1664199	236	733	1.44	5.45	3.11
A	China Center for Information Industry Development	Party and government agency think-tanks	43.49	110962	955	4017	0.94	0.8	4.21
A	China City Development Academy	Enterprise and social think-tanks	36.66	38725	474	810	0.47	0.67	1.71
A	China Energy Research Society	Enterprise and social think-tanks	44.05	145048	1650	2288	0.41	0.59	1.39
A	China Finance 40 Forum (CF40)	Enterprise and social think-tanks	46.23	781108	91	723	2.19	11.47	7.95
A	Chinese Academy of Fiscal Sciences	Party and government agency think-tanks	49.55	197450	617	23412	13.06	28.91	37.94
A	Chinese Academy of International Trade and Economic Cooperation	Party and government agency think-tanks	42.68	52032	4137	6340	0.39	0.42	1.53
A	Chinese Cities and Small Towns Reform and Development Center	Party and government agency think-tanks	42.82	2617524	16	12	1.19	1.69	0.75
A	Financial Research Institute of the people's Bank of China	Party and government agency think-tanks	38.98	4013528	2	0	0	0.5	0
A	Forecast Thinktank	Enterprise and social think-tanks	39.8	15994	5878	12672	0.53	1.89	2.16
A	Friends of Nature	Enterprise and social think-tanks	36.68	81204	136	280	0.55	1.29	2.06
A	FSI	University think-tanks	38.43	3828292	1	0	0	0	0
A	Gansu Academy of Social Sciences	Academy of social sciences think-tanks	42.81	27825	3948	29504	1.33	1.6	7.47
A	Institute of Communication, Communication University	University think-tanks	39.49	69155	383	1239	3.6	9.91	3.23
A	Institute of cultural development, Communication University	University think-tanks	49.26	334575	1430	9508	0.89	6.88	6.65
A	National Institute of Metrology of China	Party and government agency think-tanks	44.27	69501	1168	15777	1.4	3.01	13.51
A	PBOC Research Bureau	Party and government agency think-tanks	45.36	1402347	155	90	0.15	0.17	0.58
A	Research Center of political economy, Tsinghua University	University think-tanks	46.89	611644	271	1104	3.46	11.16	4.07
A	Rural Development Institute of China Academy of Social Sciences	Academy of social sciences think-tanks	38.38	86076	94	838	1.6	2.88	8.91
A	Sichuan Academy of Social Sciences	Academy of social sciences think-tanks	38.41	26453	526	4524	6.65	8.66	8.6
A	The Charhar Institute	Enterprise and social think-tanks	37.34	67636	652	270	0.18	0.39	0.41
A	Tianjin Academy of Social Sciences	Academy of social sciences think-tanks	43.93	38875	806	34283	3.33	9	42.53
A	World and China Research Institute	Party and government agency think-tanks	40.58	98105	330	1381	1.57	2.12	4.18

Rating	Think tank name	Think tank type	Index	History Fans	Weibo posts in a year	Share	"Comments" ratio	"Likes" ratio	"Share" ratio
A	Yunnan Academy of Social Sciences	Academy of social sciences think-tanks	37.82	89406	352	270	0.31	1.9	0.77
A-	Academy of Military Sciences PLA China	Army think-tanks	25.97	1475	1634	792	0.35	0.51	0.48
A-	Baidu Data Research Center	Enterprise and social think-tanks	26.45	4123	79	523	0.29	0.34	6.62
A-	Beijing Dajun Center for Economic Watch and Studies	Enterprise and social think-tanks	27.03	26989	12	20	3.33	8.92	1.67
A-	Brookings-Tsinghua Center for Public Policy (BTC)	University think-tanks	25.15	9955	18	61	0.17	1.5	3.39
A-	Carnegie-Tsinghua Center for Global Policy	University think-tanks	27.1	9408	145	78	0.61	0.82	0.54
A-	Center for IPR Studies	University think-tanks	31.23	39419	100	47	0.55	2.4	0.47
A-	China Administration Society	Enterprise and social think-tanks	35.5	30846	948	406	0.32	3.04	0.43
A-	China Center for Economic Research of Peking University (CCER)	University think-tanks	35.01	62043	174	154	0.07	0.36	0.89
A-	China Center for International Economic Exchanges (CCEE)	Enterprise and social think-tanks	29.44	56631	50	8	0.3	0.62	0.16
A-	China Entrepreneurial Think Tank	Enterprise and social think-tanks	32.86	97729	23	36	1.57	2.65	1.57
A-	China Executive Leadership Academy Pudong	Party or administration school think-tanks	27.5	17204	243	16	0.07	0.16	0.07
A-	China Index Academy	Enterprise and social think-tanks	22.93	12080	12	10	0.83	0	0.83
A-	China Institute for Reform and Development (CIRD)	Enterprise and social think-tanks	22.55	55680	0	0	0	0	0
A-	China Institute of Energy Economics Research(CIER)	Party and government agency think-tanks	28.92	3533	2927	482	0.18	0.26	0.16
A-	China International Institute for strategic Society	Enterprise and social think-tanks	22.61	11748	20	6	0.95	0.3	0.3
A-	China International Taxation Research Institute (CITRI)	Enterprise and social think-tanks	23.54	5295	35	66	0.26	1.66	1.89
A-	China Philanthropy Research Institute	University think-tanks	29.08	14175	24	233	6.63	7.38	9.71
A-	China Real Estate Research Association	Enterprise and social think-tanks	26.65	46235	30	2	0	0.1	0.07
A-	Chinese Academy of Cultural Heritage	Party and government agency think-tanks	34.42	30740	947	197	0.33	1.63	0.21
A-	Chinese Academy of Decision Science	Enterprise and social think-tanks	33.8	29885	156	411	1.33	1.51	2.63
A-	Chinese Academy of Personnel Science	Party and government agency think-tanks	33.99	25294	419	375	1.75	3.74	0.89
A-	Chinese Academy of Press and Publication	Party and government agency think-tanks	25.8	6970	136	71	0.05	0.18	0.52
A-	Chinese Economists 50 Forum	Enterprise and social think-tanks	28.29	8413	258	166	0.35	0.2	0.64
A-	Chinese Research Academy of Environmental Sciences (CRAES)	Party and government agency think-tanks	32.09	19356	168	342	3.03	1.69	2.04
A-	Development Research Center of Shanghai Municipality	Party and government agency think-tanks	29.28	9505	701	129	0.07	0.7	0.18

Rating	Think tank name	Think tank type	Index	History Fans	Weibo posts in a year	Share	"Comments" ratio	"Likes" ratio	"Share" ratio
A-	Development Research Institute, Wuhan University	University think-tanks	33.06	23442	1928	98	0.15	0.16	0.05
A-	Entofdesk	Enterprise and social think-tanks	22.87	15259	38	2	0.11	0.13	0.05
A-	Guangdong Academy of Social Sciences	Academy of social sciences think-tanks	24.8	16446	9	20	1	1.44	2.22
A-	Heilongjiang Academy of Social Sciences	Academy of social sciences think-tanks	24.63	3720	506	65	0.27	0.76	0.13
A-	IFB of Chinese Academy of Social Sciences	Academy of social sciences think-tanks	35.45	62857	364	127	0.11	0.23	0.35
A-	Institute of China's Economic Reform and Development	University think-tanks	19.93	26857	0	0	0	0	0
A-	Institute of Digital China (IDC), Peking University	University think-tanks	24.76	5778	172	47	0.17	0.3	0.27
A-	Institute of Industrial Economics, Chinese Academy of Social Sciences	Academy of social sciences think-tanks	22.1	5228	293	6	0.05	0.02	0.02
A-	Institute of private economy, Peking University	University think-tanks	36.38	101584	52	229	0.08	1.98	4.4
A-	Institutes of Science and Development, Chinese Academy of Sciences	Research institute think-tanks	35.24	17655	1139	1242	0.34	0.69	1.09
A-	Jiangsu Academy of Social Sciences	Academy of social sciences think-tanks	20.54	13877	7	1	0.43	2.43	0.14
A-	Jiangxi Academy of Social Sciences	Academy of social sciences think-tanks	34.76	46562	230	213	1.19	1.65	0.93
A-	Jingwei Thinktank	Enterprise and social think-tanks	35.43	156549	67	36	0.42	1.22	0.54
A-	Lenovo Research	Enterprise and social think-tanks	35.45	102554	177	59	0.11	0.08	0.33
A-	Liaoning Academy of Social Sciences	Enterprise and social think-tanks	35.75	25610	1101	716	0.47	0.91	0.65
A-	Liaowang Institute	Party and government agency think-tanks	30.1	17388	145	135	0.53	0.58	0.93
A-	Nankai Institute of International Economics	University think-tanks	29.14	15688	294	58	0.19	0.4	0.2
A-	National Academy of Development and Strategy, Renmin University	University think-tanks	29.45	5296	200	1223	0.19	2.73	6.12
A-	National Institute of Education Sciences	Party and government agency think-tanks	20.86	34746	0	0	0	0	0
A-	Party School of Beijing Municipal Party committee of China	Party or administration school think-tanks	32.33	30124	268	111	0.12	0.16	0.41
A-	Party School of Jiangsu Provincial Party committee of China	Party or administration school think-tanks	35.12	23818	75	1806	2.57	4	24.08
A-	Party School of Zhejiang Provincial Party committee of China	Party or administration school think-tanks	23.18	5179	69	35	0.49	2.96	0.51
A-	Research Center for Enterprise Development, Tsinghua University	University think-tanks	25.15	11388	79	18	0.15	0.25	0.23
A-	Shanxi Academy of Social Sciences	Academy of social sciences think-tanks	28.25	63992	15	5	0.33	1.47	0.33
A-	South Nongovernmental Think-tank	Enterprise and social think-tanks	33.58	21666	1080	246	0.43	0.58	0.23

Note: "Comments" ratio= "Comments" / "Weibo posts", "Likes" ratio= "Likes" / "Weibo posts", "Share" ratio= "Share" / "Weibo posts"

# The 2016 TTBI-WeChat Citations

Table 3

Alphabetically sorted by think tanks at the same level

Rating	Think tank name	Think tank type	Index	Citation article in a year	Views	Likes	"Position" importance
A++	Baidu Data Research Center	Enterprise and social think-tanks	88.77	19719	34815673	232539	0.4339
A++	China Association for Science and Technology	Research institute think-tanks	88.8	28316	15479586	159880	0.4444
A++	China Center for Economic Research (CCER), Peking University	University think-tanks	92.31	32839	53590187	345535	0.4145
A++	China Finance 40 Forum (CF40)	Enterprise and social think-tanks	88.96	23212	34153654	170835	0.4284
A++	China Index Academy	Enterprise and social think-tanks	89.64	28870	31727889	181319	0.4157
A++	Chinese Academy of Personnel Science	Party and government agency think-tanks	89.85	22631	36149013	311549	0.4289
A++	Chinese Economists 50 Forum	Enterprise and social think-tanks	91.34	20440	46281941	758667	0.4354
A++	Financial Research Institute of the people's Bank of China	Party and government agency think-tanks	89.14	25720	35514036	177409	0.4132
A++	National School of Development, Peking University	University think-tanks	89.44	22462	32020831	227561	0.4396
A++	PBOC Research Bureau	Party and government agency think-tanks	90.38	29617	36298833	126289	0.4424
A+	Academy of Military Sciences PLA China	Army think-tanks	87.88	20391	30759303	281990	0.4002
A+	American Studies Center, Peking University	University think-tanks	87.34	18591	32671570	185601	0.4136
A+	Beijing Academy of Social Sciences	Academy of social sciences think-tanks	87.42	17884	28893051	374932	0.3983
A+	Central Party School of the Central Committee of C.P.C	Party or administration school think-tanks	87.9	19753	26920470	188833	0.4327
A+	China Institute of International Studies (CIIS)	Party and government agency think-tanks	87.91	19635	23524362	246324	0.4303
A+	China Institute of Strategy and Management	Enterprise and social think-tanks	87.63	19715	30679694	301769	0.395
A+	Development Research Center of Hubei Province	Party and government agency think-tanks	87.77	21323	22726345	171756	0.4313
A+	Shanghai Academy of Social Sciences	Academy of social sciences think-tanks	88.63	20153	30053477	231001	0.4357
A+	Unirule Institute of Economics	Enterprise and social think-tanks	87.98	23058	30338362	229778	0.3933
A+	Zero2IPO Research Center	Enterprise and social think-tanks	87.19	19680	22462506	148014	0.4337
A	Academy of Macroeconomic Research, National Development and Reform Commission	Party and government agency think-tanks	85.47	21279	16533548	94034	0.4083
A	Beijing Dajun Center for Economic Watch and Studies	Enterprise and social think-tanks	84.66	13869	22072459	179786	0.4053
A	Central Compilation and Translation Bureau	Party and government agency think-tanks	85.16	16481	25718069	189052	0.3807
A	China Association of Social Security	Enterprise and social think-tanks	85.88	16193	30337006	176943	0.3981

Rating	Think tank name	Think tank type	Index	Citation article in a year	Views	Likes	"Position" importance
A	China Center for Information Industry Development	Party and government agency think-tanks	86.16	19738	21096258	143947	0.4068
A	China Center for International Economic Exchanges (CCEE)	Enterprise and social think-tanks	85.91	19757	17389300	117029	0.4206
A	China Institute for Reform and Development (CIRD)	Enterprise and social think-tanks	86.64	17618	21301921	178907	0.4296
A	China Institute, Fudan university	University think-tanks	85.74	14853	21165384	138421	0.4418
A	China Philanthropy Research Institute	University think-tanks	83.98	14280	13790048	113103	0.4304
A	Chinese Academy of Agricultural Sciences	Party and government agency think-tanks	85.4	18524	19775245	127433	0.4034
A	Chinese Academy of Engineering	Research institute think-tanks	86.71	19725	16898049	160701	0.4331
A	Chinese Academy of Fiscal Sciences	Party and government agency think-tanks	84.82	16080	23005725	97086	0.4113
A	Chinese Academy of Sciences	Research institute think-tanks	83.71	19824	14983841	158921	0.3479
A	Chinese Academy of Social Science (CASS)	Academy of social sciences think-tanks	85.22	19701	12261210	109178	0.4254
A	Chinese Research Academy of Environmental Sciences (GRAES)	Party and government agency think-tanks	86.69	19653	22038447	133842	0.4244
A	Chongqing Academy of Social Sciences	Academy of social sciences think-tanks	83.85	12097	20547056	113687	0.428
A	Chongyang Institute for Financial Studies (RDCY), Renmin University of China	University think-tanks	86.99	18928	25701393	194247	0.4131
A	Development Research Center of Chongqing Municipal	Party and government agency think-tanks	83.91	14874	15506096	81846	0.429
A	Development Research Center of the State Council	Party and government agency think-tanks	86.54	21207	14828832	102231	0.4447
A	Development Research Center of Zhejiang Province	Party and government agency think-tanks	83.89	15777	13295760	73278	0.4335
A	Development Research Institute, Wuhan University	University think-tanks	85.76	17155	19521398	124110	0.4292
A	Energy Research Institute, National Development and Reform Commission	Party and government agency think-tanks	86.12	24130	18505961	85758	0.4048
A	Guangdong Academy of Social Sciences	Academy of social sciences think-tanks	83.74	11830	19565309	159870	0.4156
A	Guangzhou Development Research Institute, Guangzhou University	University think-tanks	86	19681	20155388	107862	0.4185
A	Institute of American Studies, Chinese Academy of Social Sciences	Academy of social sciences think-tanks	85.47	15879	24964745	153092	0.4078
A	National Academy of Development and Strategy, Renmin University	University think-tanks	83.81	14271	15725522	93679	0.4255
A	National Institute of finance, Tsinghua University	University think-tanks	83.73	15746	20886969	107928	0.3826
A	State Grid Energy Research Institute	Enterprise and social think-tanks	85.37	19738	21407265	102502	0.3973
A	Think Tank Industry Research Center, Shanghai University	University think-tanks	86.41	21751	16176771	90219	0.4369



Rating	Think tank name	Think tank type	Index	Citation article in a year	Views	Likes	"Position" importance
A	Zhejiang Institute of Talent Development	University think-tanks	85.94	17009	21819625	110501	0.4342
A-	21th Century Education Research Institute	Enterprise and social think-tanks	82.15	9814	16022305	91750	0.4352
A-	Center for American Studies, Fudan University	University think-tanks	82.36	11089	17233073	102256	0.412
A-	Center for China and Globalization (CCG)	Enterprise and social think-tanks	82.61	9899	12419387	135512	0.4463
A-	Center of Japanese Studies, Peking University	University think-tanks	82.11	11479	17794205	102348	0.3967
A-	Center of Social Studies of Sciences, Peking University	University think-tanks	83.54	13108	18734200	93280	0.4203
A-	China Center for Contemporary World Studies	Party and government agency think-tanks	83.2	10850	14038727	114480	0.4495
A-	China Real Estate Data Academy	Enterprise and social think-tanks	82.04	9910	16264595	58977	0.4491
A-	China Research Center on Aging	Party and government agency think-tanks	81.92	11131	12517652	71033	0.4347
A-	Chinese Academy of Forestry	Party and government agency think-tanks	82.14	10812	13234061	88675	0.4326
A-	Chinese Academy of Meteorological Sciences	Party and government agency think-tanks	82.31	11542	18430287	117110	0.3936
A-	Development Research Center of Anhui Province	Party and government agency think-tanks	81.51	11227	12607826	68723	0.4219
A-	Development Research Center of Gansu Province	Party and government agency think-tanks	81.42	10717	13183577	96643	0.4082
A-	Development Research Center of Guangdong Province	Party and government agency think-tanks	81.79	12838	10618141	59414	0.4261
A-	Development Research Center of Guizhou Province	Party and government agency think-tanks	81.45	11029	10591832	77310	0.4286
A-	Development Research Center of Hainan Province	Party and government agency think-tanks	81.8	10590	13385821	123676	0.4099
A-	Development Research Center of Heilongjiang Province	Party and government agency think-tanks	81.73	10529	17000233	82658	0.4118
A-	Development Research Center of Henan Province	Party and government agency think-tanks	81.41	10538	13501035	63491	0.4282
A-	Development Research Center of Inner Mongolia Autonomous	Party and government agency think-tanks	81.39	13184	14451334	57388	0.3916
A-	Development Research Center of Jiangsu Province	Party and government agency think-tanks	81.39	11948	11195199	63505	0.4192
A-	Development Research Center of Liaoning Province	Party and government agency think-tanks	82.85	11507	17430757	123914	0.4117
A-	Development Research Center of Shaanxi Province	Party and government agency think-tanks	82.34	11451	11327132	88575	0.4393
A-	Development Research Center of Shanghai Municipal	Party and government agency think-tanks	82.48	12692	11446832	72786	0.4353
A-	Development Research Center of Yunnan Province	Party and government agency think-tanks	82.04	10889	12453189	99292	0.4272
A-	Entodesk	Enterprise and social think-tanks	82.09	9908	15187414	94698	0.4337
A-	Friends of Nature	Enterprise and social think-tanks	82.81	11339	17281909	133418	0.41

Rating	Think tank name	Think tank type	Index	Citation article in a year	Views	Likes	"Position" importance
A-	GRANDVIEW	Enterprise and social think-tanks	82.34	9857	17782720	94590	0.4323
A-	Hubei Academy of Social Sciences	Academy of social sciences think-tanks	81.53	9135	14731148	133408	0.416
A-	Hurun Research Institute	Enterprise and social think-tanks	81.39	9881	16785850	81692	0.4128
A-	IFB, Chinese Academy of Social Sciences	Academy of social sciences think-tanks	83.64	15544	15228681	76205	0.4178
A-	Institute of Communication, Communication University	University think-tanks	82.48	11853	15403706	91608	0.417
A-	Institute of cultural development, Communication University	University think-tanks	82.49	12337	13179923	87478	0.4229
A-	Institute of Digital China(IDC), Peking University	University think-tanks	82.52	10374	19036023	107410	0.4194
A-	Institute of Economic Development, Sichuan University	University think-tanks	82.13	12263	13872368	83304	0.4117
A-	Institute of State Governance, Sun Yat-sen University	University think-tanks	81.75	11202	9578129	73740	0.4437
A-	Knowfar Institute for Strategic and Defence Studies	Enterprise and social think-tanks	82.13	9046	21396671	115691	0.4189
A-	Lenovo Research	Enterprise and social think-tanks	81.68	9853	18036858	95276	0.4109
A-	Liaoning University Institute of Japan Studies	University think-tanks	82.58	11789	27513671	197427	0.3493
A-	Middle China Development Institute, Henan University	University think-tanks	81.5	10293	12128447	52888	0.4499
A-	National Center for Climate Change Strategy and International Cooperation (NCCSC)	Party and government agency think-tanks	82.6	11124	12136876	104448	0.4402
A-	NBD Think Tank (NTT)	Enterprise and social think-tanks	82.25	9876	23507927	134816	0.3955
A-	PLA National Defence University	Army think-tanks	82.8	9900	22192141	241314	0.389
A-	Research Center of China Securities Regulatory Commission	Party and government agency think-tanks	82.21	9877	14162663	139489	0.4247
A-	Research Institute for Social Development, Sun Yat-sen University	University think-tanks	83.65	14520	11461517	78682	0.4458
A-	Shandong Academy of Social Sciences	Academy of social sciences think-tanks	82.07	10120	15978157	152973	0.4047
A-	Shanghai Academy of Environmental Science	Party and government agency think-tanks	82.39	12324	18924731	80140	0.4011
A-	Shanghai Academy of Huaxia Social Development Research	Enterprise and social think-tanks	83.33	12385	21978796	105921	0.407
A-	Shanghai Institute for National Economy	University think-tanks	83.39	15657	18547269	97679	0.3853
A-	Social Science Development Research Center for Universities, Ministry of Education	Party and government agency think-tanks	82.51	9352	12193181	87882	0.4734
A-	Tencent Research Institute	Enterprise and social think-tanks	83	9912	26180953	105832	0.422
A-	Zhejiang Academy of Social Sciences	Academy of social sciences think-tanks	83.54	11460	18917325	148537	0.4202

Table 4

## The 2016 TTBI-100 Ranking

Alphabetically sorted by think tanks at the same level

Rating	Think tank name	Think tank type	TTBI	TTBI-WeChat Official Account	TTBI-Weibo Experts	TTBI-WeChat Citation
A++	CBN Research Institute	Enterprise and social think-tanks	62.05	51.53	54.07	80.55
A++	Center for China and Globalization (CCG)	Enterprise and social think-tanks	62.59	56.88	48.29	82.61
A++	Central Party School of the Central Committee of C.P.C	Party or administration school think-tanks	63.08	43.47	57.87	87.9
A++	China Association for Science and Technology	Research institute think-tanks	67.87	47.64	67.18	88.8
A++	China Center for Information Industry Development	Party and government agency think-tanks	59.3	48.25	43.49	86.16
A++	China Finance 40 Forum (CF40)	Enterprise and social think-tanks	62.47	52.21	46.23	88.96
A++	Chinese Academy of Social Science(CASS)	Academy of social sciences think-tanks	63.06	37.63	66.32	85.22
A++	Chongyang Institute for Financial Studies of Renmin University (RDCV)	University think-tanks	66.5	51.46	61.04	86.99
A++	Liaowang Institute	Party and government agency think-tanks	61.22	66.59	35.75	81.3
A++	Pangao Institute	Enterprise and social think-tanks	62.81	54.94	61.2	72.29
A+	21th Century Education Research Institute	Enterprise and social think-tanks	57.1	37.56	51.6	82.15
A+	Beijing Academy of Social Sciences	Academy of social sciences think-tanks	57.55	34.07	51.16	87.42
A+	Central Compilation and Translation Bureau	Party and government agency think-tanks	56.91	44.81	40.75	85.16
A+	China Index Academy	Enterprise and social think-tanks	54.75	51.7	22.93	89.64
A+	Chinese Cities and Small Towns Reform and Development Center	Party and government agency think-tanks	58.31	61.96	42.82	70.16
A+	Forecast Thinktank	Enterprise and social think-tanks	54.53	43.62	39.8	80.17
A+	Friends of Nature	Enterprise and social think-tanks	56.02	48.58	36.68	82.81
A+	Shanghai Academy of Social Sciences	Academy of social sciences think-tanks	56.01	25.24	54.15	88.63
A+	SIFL Institute	Enterprise and social think-tanks	55.48	34.57	51.31	80.54
A+	Unitrule Institute of Economics	Enterprise and social think-tanks	58.61	0	87.85	87.98
A	China Academy of Urban Planning and Design	Party and government agency think-tanks	51.41	40.14	37.19	76.9
A	China Center for International Economic Exchanges (CCEE)	Enterprise and social think-tanks	47.32	26.61	29.44	85.91
A	China Philanthropy Research Institute	University think-tanks	50.17	37.45	29.08	83.98
A	China Real Estate Research Association	Enterprise and social think-tanks	45.57	38.12	26.65	71.95
A	China Society of Economic Reform	Enterprise and social think-tanks	49.57	21.98	54.74	71.99

Rating	Think tank name	Think tank type	TTBI	TTBI-WeChat Official Account	TTBI-Weibo Experts	TTBI-WeChat Clation
A	China Strategy Culture Promotion Association	Enterprise and social think-tanks	49.8	0	70.08	79.31
A	China Youth & Children Research Center	Party and government agency think-tanks	45.73	0	58.8	78.41
A	Chinese Academy of Engineering	Research institute think-tanks	46.59	0	53.05	86.71
A	Chinese Academy of Fiscal Sciences	Party and government agency think-tanks	44.79	0	49.55	84.82
A	Chinese Academy of International Trade and Economic Cooperation	Party and government agency think-tanks	49.43	25.08	42.68	80.53
A	Chinese Academy of Management Science	Enterprise and social think-tanks	45.29	0	57.02	78.85
A	Chinese Academy of Press and Publication	Party and government agency think-tanks	45.64	30.22	25.8	80.92
A	Chinese Academy of Sciences	Research institute think-tanks	51.6	0	71.09	83.71
A	Development Research Center of the State Council	Party and government agency think-tanks	49.39	54.5	7.15	86.54
A	Endodesk	Enterprise and social think-tanks	52.19	51.6	22.87	82.09
A	Financial Research Center, Fudan University	University think-tanks	45.46	0	57.36	79.02
A	Guangdong Academy of Social Sciences	Academy of social sciences think-tanks	46.38	30.62	24.8	83.74
A	Henan Academy of Social Sciences	Academy of social sciences think-tanks	44.79	53.75	0	80.62
A	International Monetary Institution, Renmin University	University think-tanks	47.78	0	77.33	66.02
A	Jiangsu Academy of Social Sciences	Academy of social sciences think-tanks	45.22	34.22	20.54	80.91
A	Jiangxi Academy of Social Sciences	Academy of social sciences think-tanks	48.79	32.8	34.76	78.79
A	Nankai Institute of International Economics	University think-tanks	44.68	25.21	79.69	29.14
A	National Academy of Development and Strategy, Renmin University	University think-tanks	51.66	41.71	29.45	83.81
A	National Institute of Metrology, China	Party and government agency think-tanks	46.84	28.99	44.27	67.25
A	Party School of Jiangsu Provincial Party committee of China	Party or administration school think-tanks	45.94	34.56	35.12	68.15
A	PBOC Research Bureau	Party and government agency think-tanks	45.25	0	45.36	90.38
A	Phoenix International Institute	Enterprise and social think-tanks	46.6	58.97	0	80.83
A	PLA National Defence University	Army think-tanks	45.8	0	54.59	82.8
A	Sichuan Academy of Social Sciences	Academy of social sciences think-tanks	48.03	24.33	38.41	81.37
A	The Charhar Institute	Enterprise and social think-tanks	52.16	49.9	37.34	69.25
A-	1000 thinktank	Enterprise and social think-tanks	42.29	48.8	78.08	0
A-	Academy of Military Sciences PLA China	Army think-tanks	37.95	0	87.88	25.97

Rating	Think tank name	Think tank type	TTBI	TTBI-WeChat Official Account	TTBI-Weibo Experts	TTBI-WeChat Citation
A-	All Research	Enterprise and social think-tanks	42.78	47.52	80.82	0
A-	Anhui Academy of Social Sciences	Academy of social sciences think-tanks	38.2	37.27	77.33	0
A-	Baidu Data Research Center	Enterprise and social think-tanks	38.41	0	88.77	26.45
A-	Brookings-Tsinghua Center for Public Policy (BTC)	University think-tanks	42.44	34.18	67.98	25.15
A-	China Association of Development Strategy Studies	Enterprise and social think-tanks	39.34	0	76.17	41.84
A-	China Association of Employment Promotion	Enterprise and social think-tanks	42.42	0	77.67	49.58
A-	China Association of Social Security	Enterprise and social think-tanks	43.5	44.62	85.88	0
A-	China Center for Economic Research(CCER), Peking University	University think-tanks	42.44	0	92.31	35.01
A-	China City Development Academy	Enterprise and social think-tanks	38.66	0	79.32	36.66
A-	China Development Institute	Enterprise and social think-tanks	41.97	36.39	80.46	9.05
A-	China Energy Research Society	Enterprise and social think-tanks	42.52	13.87	69.64	44.05
A-	China Entrepreneurial Think Tank	Enterprise and social think-tanks	42.95	15.39	80.59	32.86
A-	China Institute of International Studies (CIIS)	Party and government agency think-tanks	43.03	41.19	87.91	0
A-	China Institute of Strategy and Management	Enterprise and social think-tanks	42.84	37.94	87.63	2.94
A-	China Real Estate Data Academy	Enterprise and social think-tanks	40.78	40.3	82.04	0
A-	China Soft Science Research Institute	Enterprise and social think-tanks	39.14	0	55.05	62.36
A-	Chinese Academy of Personnel Science	Party and government agency think-tanks	41.28	0	89.85	33.99
A-	Chinese Economists 50 Forum	Enterprise and social think-tanks	39.88	0	91.34	28.29
A-	Chinese Research Academy of Environmental Sciences (CRAES)	Party and government agency think-tanks	39.59	0	86.69	32.09
A-	Development Research Center of Anhui Province	Party and government agency think-tanks	42.44	40.56	81.51	5.24
A-	Development Research Center of Inner Mongolia Autonomous	Party and government agency think-tanks	41.23	42.29	81.39	0
A-	Development Research Institute, Wuhan University	University think-tanks	39.61	0	85.76	33.06
A-	Financial Research Institute of the peoples Bank of China	Party and government agency think-tanks	42.71	0	89.14	38.98
A-	Gansu Academy of Social Sciences	Academy of social sciences think-tanks	43.17	15.28	71.41	42.81
A-	Grassroots think tank	Enterprise and social think-tanks	41.86	50.62	74.95	0
A-	Guizhou Academy of Social Sciences	Academy of social sciences think-tanks	40.57	48.3	73.41	0
A-	IBM China Research Lab	Enterprise and social think-tanks	37.79	14.58	81.13	17.65

Rating	Think tank name	Think tank type	TTBI	TTBI-WeChat Official Account	TTBI-Weibo Experts	TTBI-WeChat Chatton
A-	IFB, Chinese Academy of Social Sciences	Academy of social sciences think-tanks	39.7	0	83.64	35.45
A-	Institute of Communication, Communication University	University think-tanks	40.65	0	82.48	39.49
A-	Institute of cultural development, Communication University	University think-tanks	43.92	0	82.49	49.26
A-	Institute of Industrial Economics, Chinese Academy of Social Sciences	Academy of social sciences think-tanks	40.32	31.14	67.73	22.1
A-	Institute of State Governance, Sun Yat-sen University	University think-tanks	38.34	33.27	81.75	0
A-	Institutes of Science and Development, Chinese Academy of Sciences	Research institute think-tanks	38.5	21.76	58.49	35.24
A-	Knowfar Institute for Strategic and Defence Studies	Enterprise and social think-tanks	42.16	44.34	82.13	0
A-	Lenovo Research	Enterprise and social think-tanks	39.72	2.03	81.68	35.45
A-	Macroeconomic Research Institute, National Development and Reform Commission	Party and government agency think-tanks	40.9	37.22	85.47	0
A-	One Belt One Road 100	Enterprise and social think-tanks	42.09	47.42	78.84	0
A-	Party School of Anhui Provincial Party committee of China	Party or administration school think-tanks	42.38	29.91	79.73	17.51
A-	Party School of Gansu Provincial Party committee of China	Party or administration school think-tanks	39.07	43.2	74.01	0
A-	Party School of Shaanxi Provincial Party committee of China	Party or administration school think-tanks	39.98	31.69	76.07	12.19
A-	Research Center of political economy, Tsinghua University	University think-tanks	40.11	0	73.44	46.89
A-	Rural Development Institute, China Academy of Social Sciences	Academy of social sciences think-tanks	39.23	0	79.32	38.38
A-	Shandong Academy of Social Sciences	Academy of social sciences think-tanks	41.59	42.7	82.07	0
A-	Shanghai Institute for National Economy	University think-tanks	38.65	32.55	83.39	0
A-	Shanghai State Owned Capital Operation Research Institute	Enterprise and social think-tanks	38.62	51.71	64.16	0
A-	South Nongovernmental Think-tank	Enterprise and social think-tanks	43.4	29.91	66.69	33.58
A-	Tianjin Academy of Social Sciences	Academy of social sciences think-tanks	41.62	0	80.93	43.93
A-	World and China Research Institute	Party and government agency think-tanks	40.51	0	80.95	40.58

## Author's Bio

### Xufeng ZHU



Xufeng ZHU is Professor and Associate Dean at the School of Public Policy and Management and Executive Director of the Institute for Sustainable Development Goals, Tsinghua University.



His research interests involve the policy process, think tank and expert involvement, Science & Technology policy, environment and climate policy, and public governance in transitional China. He is the author of *The Rise of Think Tanks in China*, *Expert Involvement in Policy Changes*, and *China's Think Tanks: Their Influences in the Policy Process*, and has published over twenty English articles in *Journal of Public Administration Research and Theory*, *Public Administration*, *The China Quarterly*, *Policy Sciences*, *Public Management Review*, *Administration & Society*, *Asian Survey* and other international journals and dozens of articles in Chinese journals.



He serves as Regional Editor of *Asian Journal of Political Sciences* and editorial board memberships for other six international journals. He won many national academic awards including the China National Science Fund for Distinguished Young Scholars (2016).



---

### Monographs

- Zhu, Xufeng, *The Rise of Think Tanks in China*. London and New York: Routledge, 2013.
- Zhu, Xufeng, *Expert Participation in Policy Changes*. 《政策变迁中的专家参与》, Beijing: China Renmin University Press, 2012. (Translated and published in Korea in 2014.)
- Zhu, Xufeng, *China's Think Tanks: Their Influence in the Policy Process*. 《中国思想库：政策过程中的影响力研究》, Beijing: Tsinghua University Press, 2009.



---

## Selected English papers on think tanks

- Zhu, Xufeng and Peipei Zhang, "Intrinsic Motivation and Expert Behavior: Roles of Individual Experts in Wenling Participatory Budgeting Reform in China", *Administration & Society*, 2016.
- Zhu, Xufeng, "In the Name of 'Citizens': Civic Activism and Policy Entrepreneurship of Chinese Public Intellectuals in the Hu-Wen Era", *Journal of Contemporary China*, 2016.
- Zhu, Xufeng, "Policy Change and Expert Involvement in China", *Public Administration*, 2013.
- Zhu, Xufeng, "Government Advisors or Public Advocates? Roles of Think Tanks from the Perspective of Regional Variations", *The China Quarterly*, 2011.
- Zhu, Xufeng, "Making Guanxi More Influential: Bureau Chiefs and Policy Experts in the Chinese Policy Decision-making Process", *The China Review*, 2009.
- Zhu, Xufeng, "The Influence of Think Tanks in the Chinese Policy Process: Different Ways and Mechanisms", *Asian Survey*, 2009.
- Zhu, Xufeng, "Strategy of Chinese Policy Entrepreneurs in the Third Sector: Challenges of "Technical Infeasibility", *Policy Sciences*, 2008.
- Zhu, Xufeng, Lan Xue, "Think Tanks in Transitional China", *Public Administration and Development*, 2007.



## Introduction to key team members

### Jing Zhao



Jing Zhao is Research Assistant Professor at the School of Public Policy and Management and Assistant Director of the Center of Industry Development and Environmental Governance (CIDE), Tsinghua University. Her research interests involve the policy process, policy entrepreneur and public decision-making.



She has published article in China & World Economy and some articles in Chinese journals, like Social Sciences in China, Management World, Journal of Political Science and so on. She won several national academic awards including Fei Xiaotong Excellent Dissertation in Public Administration and National Scholarship for Graduate Students.



China Think Tank Big Data Evaluation Project  
School of Public Policy and Management, Tsinghua University